

The Keppleway Trust

Reg.country: United Kingdom

Year Founded: 1992

Total Income to Date: ~£425,437

Total Spending to Date: ~£396,178

United Kingdom

Activities Participation Fund - COVID 19


Due to COVID-19, young people in the UK are at risk of their personal development and life-skills being damaged, with the disadvantaged at e Due to COVID-19, young people in the UK are at risk of their personal development and life-skills being damaged, with the disadvantaged at e ...

Timeline: 1 Year

Project Budget: £12,706

Direct Commitment Ratio: 84.26%

Project to Organisation Ratio: 2.99%

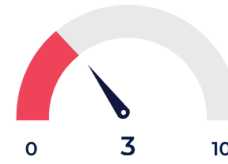


Scan the QR code to learn more

In-country Needs Intensity Score



Global Needs Intensity Score



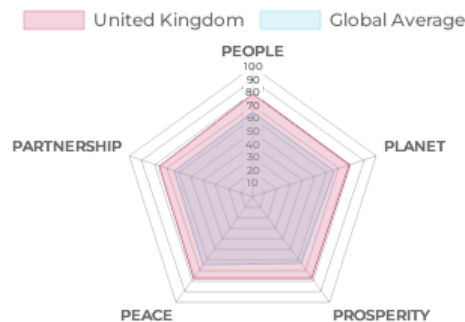
Topic and Activity Grid

| | Children & Youth | Community Engagement | Sports | Wellbeing |
|--------------------------|-------------------------------------|-------------------------------------|-------------------------------------|-------------------------------------|
| Advocacy | <input type="checkbox"/> | <input type="checkbox"/> | <input type="checkbox"/> | <input type="checkbox"/> |
| Catalysing | <input checked="" type="checkbox"/> | <input checked="" type="checkbox"/> | <input checked="" type="checkbox"/> | <input checked="" type="checkbox"/> |
| Convening | <input checked="" type="checkbox"/> | <input checked="" type="checkbox"/> | <input checked="" type="checkbox"/> | <input checked="" type="checkbox"/> |
| Goods Provision | <input type="checkbox"/> | <input type="checkbox"/> | <input type="checkbox"/> | <input type="checkbox"/> |
| Infrastructure Provision | <input type="checkbox"/> | <input type="checkbox"/> | <input type="checkbox"/> | <input type="checkbox"/> |
| Services Provision | <input checked="" type="checkbox"/> | <input checked="" type="checkbox"/> | <input checked="" type="checkbox"/> | <input checked="" type="checkbox"/> |
| Research & Development | <input type="checkbox"/> | <input type="checkbox"/> | <input type="checkbox"/> | <input type="checkbox"/> |
| Raising Awareness | <input type="checkbox"/> | <input type="checkbox"/> | <input type="checkbox"/> | <input type="checkbox"/> |
| Training | <input checked="" type="checkbox"/> | <input checked="" type="checkbox"/> | <input checked="" type="checkbox"/> | <input checked="" type="checkbox"/> |

Sustainable Development Goals Profile:



Five Pillars:



People: Social Impact

| | |
|----------------------|--------------------------------|
| No of lives impacted | 100 |
| Gender | Female, Male |
| Age | 12-17, 18-25 |
| Employment Status | Student, Unemployed |
| Accessibility | Disabled, Non-Disabled |
| Location | Urban, Suburban, Rural, Remote |

Planet: Environmental Impact

| | |
|--------------|------------------|
| Land | Rural |
| Water | Inland |
| Air | - |
| Ecosystems | Temperate Forest |
| Species | Humans |
| Type of Work | Other |

Project Outcome Indicators

| | |
|------------|-----------------------------------------------------------------------|
| Short term | — Metric: Number of participants |
| | Objective: Persons participating who otherwise would be unable t... |
| Long term | — Metric: Satisfaction and enjoyment |
| | Objective: Participants provide positive feedback on their experie... |

Project Intervention Type Community change

Partnering Organisations

| | |
|------------------------|----------------|
| Company | Website |
| Cumbria Youth Alliance | Www.cya.org.uk |